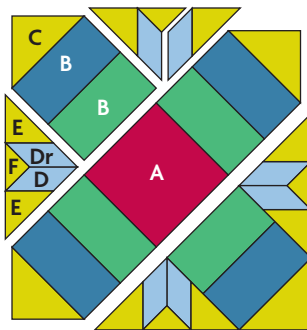


12" BLOCK

Turkey in the Straw

Nancy Cabot borrowed the name of an old fiddle tune for this block that first appeared in her column in *The Chicago Tribune*. With only one set-in triangle on each side, the block is rated as intermediate, but beginners are encouraged to make this block to practice their set-in technique. Try graduating the values in the colors you choose, making the center square the lightest or darkest piece in the block.

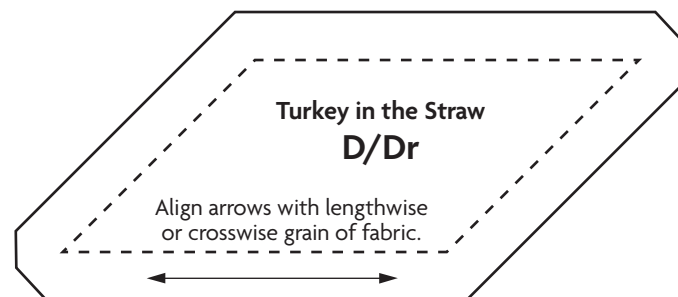
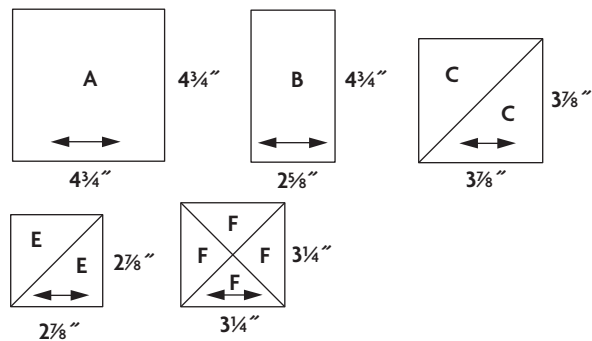
Fabrics used here are from the Handcrafted Patchwork collection by Alison Glass for Andover Fabrics.



BLOCK PIECING

ROTARY CUTTING

Measurements include 1/4" seam allowances.
Align arrows with lengthwise or crosswise grain of fabric.



Set your printer to 100% or "no scaling".
This line should measure 2".