



Sentry's Pastime

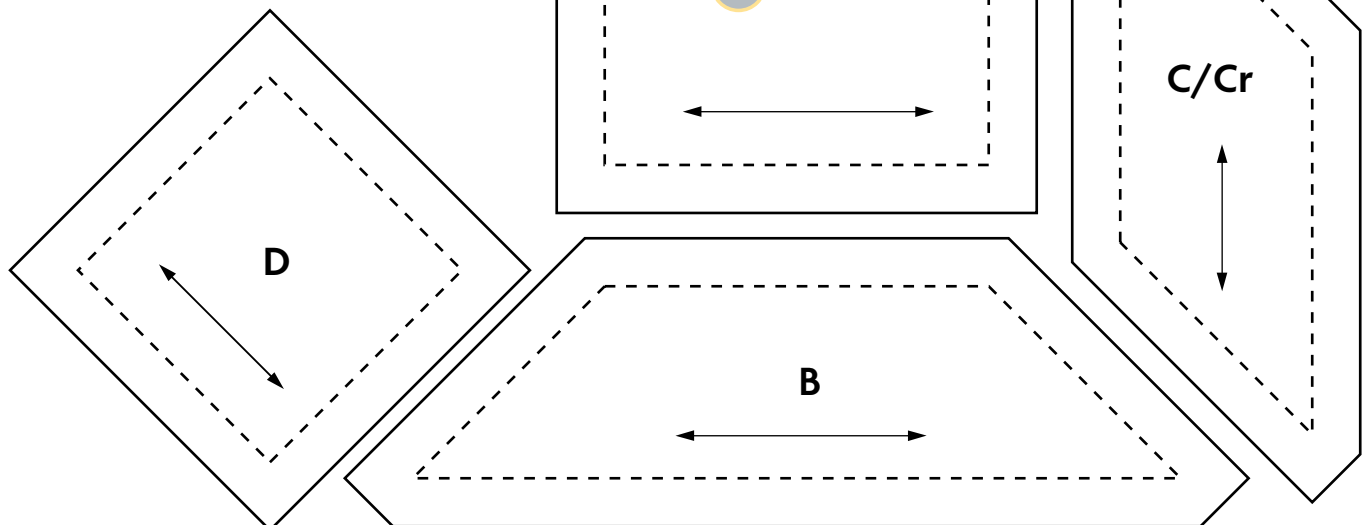
12" Block

With 77 patches and set-in seams, this block requires a bit of patience and skill to put together, though careful cutting and consistent 1/4" seams go a long way. Plenty of starch will keep the bias edges from distorting or stretching as you sew them. Press the long diagonal seams open to reduce bulk at the intersecting seams. When multiple blocks are joined together, an eight-pointed star is formed at the corners and is especially enhanced by using a graduated color scheme for the C's and Cr's. 



BLOCK PIECING

Align arrows with lengthwise or crosswise grain of fabric.



Make sure your printer is set to 100% or "no scaling" before you print your pdf.