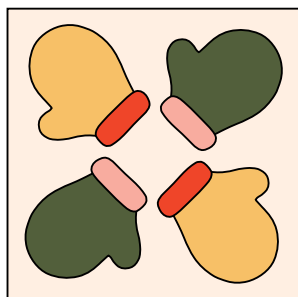


S'mittens Block



Designed by Erin Russek

Finished Block Size
9" x 9"

Cut

Note: Appliqué templates are at right.

Cream print (background)

1 square 10" x 10"

2 prints for mittens—**cut from each:**

2 Template A

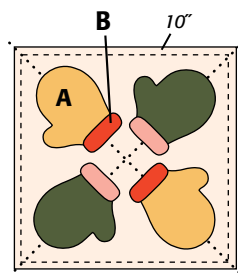
2 prints for cuffs—**cut from each:**

2 Template B

Sew

1 Finger-press cream print 10" square in half on both diagonals; use folds as placement guide.

2 Referring to **Diagram I**, position A-B in alphabetical order on cream print square. Using appliqué method of choice, appliqué in place. **Trim** to 9½" square to complete S'mittens Block.




Trim to 9½" x 9½"

Diagram I

Template A

Cut 2 sets
of 2 matching



Template B

Cut 2 sets
of 2 matching

This box measures
2 inches by 1 inch. Use
for accurate scale when
printing